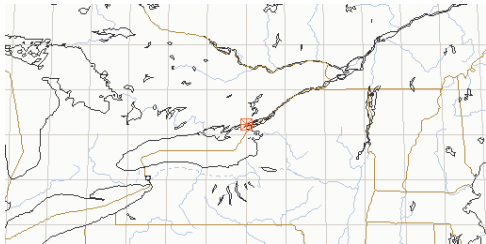

Pathology News

Vol. 9#07

July 2002




Publishing Info

Pathology News
Department of Pathology,
Richardson Labs
Queen's University, Kingston, Ontario K7L 3N6
Canada

Available in adobe acrobat format at
<http://www.path.queensu.ca/>

Published monthly, Circulation 150
For article submissions
<mailto:newsletter@cliff.path.queensu.ca>
Newsletter, Dept of Pathology, Richardson
Labs, Queen's University, Kingston Ont K7L 3N6
or FAX to 613-533-2907
or email to:
newsletter@cliff.path.queensu.ca



We publish only that which is
submitted!
(There are no expense accounts
and no reporters)
If there is no news about your area
that means we haven't received
any!

From the Head

Clinical Administrative Appointments,
Department of Pathology and Division of
Clinical Laboratory Services, Kingston
General and Hotel Dieu Hospitals

I am delighted to announce the new Clinical
administrative team for the Division of Clinical
Laboratory Services and Department of
Pathology.

Dr. Sandip SenGupta has been appointed Medical
Director, Clinical Laboratory Services, and will be
responsible, through the respective Chiefs of
Service, for the clinical direction of the Core
Laboratory, Microbiology, Pathology and
Laboratory Genetics Services. Dr. SenGupta will
also retain his positions as Clinical Director,
Laboratory Outreach Program and Deputy Head.

Dr. Sandy Boag has been appointed Chief of
Service, Division of Anatomical Pathology. The
Clinical Directors within the Division remain
unchanged: Dr. Caroline Rowlands
(Cytopathology); Dr. David Dexter (Regional
Forensic Unit and Autopsy Service); Dr. John
Rossiter (Neuropathology); and, Dr. David
LeBrun (Immunohistology).

Dr. Dick Zoutman has succeeded Dr. Lewis
Tomalty, who will be pursuing an exciting
opportunity in the medical school, as Chief of
Service, Division of Clinical Microbiology.

Drs. Mike Raymond, Dilys Rapson and David
Lillicrap continue as Chiefs of Service, of the
Divisions of Clinical Chemistry, Hematopathology

and Genetics and Molecular Medicine, respectively. The Clinical Directors within the Division of Hematopathology also remain unchanged: Dr. Lois Shepherd (Hematology, Immunology and Transfusion Medicine); and, Dr. Dilys Rapson (Hemostasis). Dr. Karen Harrison becomes the Clinical Coordinator, Laboratory Genetics and the Clinical Directors in the Division of Genetics and Molecular Medicine remain Dr. Sherryl Taylor (DNA Diagnostics) and Dr. Karen Harrison (Cytogenetics).

I would like to acknowledge the remarkable contributions that have been made to our Department by Drs. Paul Manley and Lewis Tomalty. Dr. Manley has provided us with outstanding leadership as Medical Director of Clinical Laboratory Services for the last fifteen years and as Head of the department for the last eleven years. During his tenure, the department has enjoyed an extraordinary period of continued strong growth in all aspects of its diagnostic services, in its Outreach Laboratory Program, in the provision of a broad array of undergraduate, graduate and postgraduate education programs, and in the outstanding quality of its externally funded research programs.

During Dr. Tomalty's three year appointment as Chief of Service, Clinical Microbiology, he molded the diagnostic service into an extremely effective unit, despite the enormous challenges provided by funding shortfalls. I would like to sincerely thank both Dr. Manley and Dr. Tomalty for their dedication and leadership and wish them all the best as they pursue new professional interests.

Iain D. Young, MD

Dr. Tim Childs

The Department of Pathology is pleased to announce the appointment of Dr. Tim Childs to the positions of Assistant Professor and Attending Staff in the University and Hospital Departments, respectively.

After graduating from the University of Guelph with an undergraduate degree in molecular biology and genetics, Dr. Childs completed a PhD in the Department of Biochemistry at Queen's. He undertook medical training at the University of Toronto, graduating in 1997, and then completed his postgraduate training in Anatomical Pathology at Queen's. Dr. Childs brings to his appointment subspecialty expertise in gynecologic pathology and he will also participate actively in the signout of dermatopathology, urologic pathology and cytopathology. His contact information is as follows: tel: 613-549-6666 ext. 4163; fax: 613-548-6076; e-mail: childs@cliff.path.queensu.ca.

Iain D. Young, MD

For Your Info

**Drs. Allen Fletcher Retirement and
Howard Steele Birthday Party
June 13, 2002, 4:00-5:30 p.m.
Richardson Amphitheatre**

Thank you from Dr. Steele:

"Dear Paul: I didn't expect a birthday celebration by the Department, but I did enjoy and appreciate it. I'm glad that it was on the 80th rather than the 85th, not only was I there, but others whose friendship I value.

Thanks Paul, and best wishes for the future, Howie"

A TRIBUTE TO AL FLETCHER MD, PATHOLOGIST

Of the challenges and conundrums of Pathology, unquestionably one of the most difficult is persuading, convincing and cajoling potential recruits to the profession that it is a worthwhile and intellectually rewarding choice.

It is a few years ago that Bob Prentice came into my office at HDH and announced with no mincing of words directly and to the point, "I'm quitting". 'Oh' said I, looking not quite simultaneously at my watch and through the window. It was a little early for leaving work - but there might be good reasons - and the weather - was it a perfect day for sailing?

As you all know it was neither of those things. Bob's early retirement has been a point of envy - so much to do, projects, travel, and adventure and enough contacts with us all to remind us all to remind us constantly of what a good busy and fulfilled time he has been having and how retirement is obviously "a very good thing".

I suppose it is just too much to expect pathology to be enough of all encompassing, time occupying and satisfying career choice, to the exclusion of all else.

When I started my residency in GP in 1971 as a straight Intern, Al was in his second year. A year's experience made a lot of difference, then as now, but we all sought gems and pearls from our fellow residents for there were 20 plus of us. Things were different. Pay was poor, raising families was a challenge, Ann Baillie Residence had a beer machine and Al had hair. Over the years it was a mobile feast as beards came and went - even I sported a fine growth at one time though I grew bored with the accompanying food retention features. But Al has maintained the same amount of hair, the colour has changed and gravity has worked its wonders.

Family has always been a driving force for Al - you can see Al and Barb hand in hand heading to KGH and Queens along Earl Street. Meredith and Patty have grown up, developed exciting careers and those of use who met Henry can only marvel at the pride and width of Al's grin.

One thing missing from the usual transportation from home to work is Al's bike.

For a long time it was not in style. It did not have drop-handlebars, nor 20 speed gears but it did have enormous balloon tires. I think it was quite old and it was ridden for many years and perhaps it too had been retired. (Ed note: The bicycle is still alive and well!)

Al has many other interests, but it would be hard not to note his love and commitment to music. His office door would sometimes serve to update those passing on upcoming engagements - the Christmas Messiah being one.

Unlike John Lenz, a fellow here in haematopathology, who used to sing on his dictated marrow tapes, I have no evidence to support Al's singing on site, in the shower or the bathroom but maybe that happened at home.

As a professional colleague, Al is an exemplar, quiet, considerate and concerned. Over the years Al has taken on many roles often left by faculty leaving or retired. Each of these specialty areas presented major challenges and Al rapidly showed his flexibility and in particular his ability to develop high level expertise. His interests and skills in Gynecology Path seemed founded early as he won in 1968-1969 The Gold medal in Obstetrics and Gynaecology.

For all of these contributions and friendships to all of the people in the Department, the hospitals, both here and in particular Napanee, we thank you for being you and for the service and expertise of the years.

In anticipation perhaps of the end of June, some of you may recognize a new Al. He is slim and trim and sports a fairly continuous grin. Both Al and Barb have been spotted at the local YMCA doing complicated exercises with clear and obvious benefit - in training for a vigorous and active retirement.

What worries me as you charge into retirement is that you will have too much fun. You are too young for all this and I feel envious I suppose. We all wish you and Barb the very best.

But neither you nor Bob Prentice have set a great example of the full pull - but rather you open our eyes to what is truly freedom 55 or so. It is very tempting and we are all jealous, and envious.

Al and Barb thank you and the very best for the future.

D. Dexter MD

Publications

Differential Detection of Skeletal Troponin I Isoforms in Serum of a Patient with Rhabdomyolysis: Markers of Muscle Injury?
Jeremy Simpson, Ralf Labugger, Geoffrey Hesketh, Christine D'Arsigny, Denis O'Donnell, Nobuko Matsumoto, **Christine Collier**, Steve Iscoe and Jennifer Van Eyk
Clinical Chemistry 48(7):1112-1114, 2002.

Principal's Development Fund for Visiting Scholars - 2002-2003

The criteria set for the use of these funds are intended to encourage academic visits by women, members of visible minorities, aboriginal peoples and people with disabilities, although they are not meant to exclude those who do not fall into those categories.

Selection is based on the following: 1) meeting the criteria and satisfying the objective of the Fund; 2) a fair distribution of funds between departments (i.e., how recently was an application successful); 3) the extent to which a speaker would be of interest to a broader audience.

Each application must include the name of the potential visitor, a brief outline of the visitor's work and of why their visit would be of interest to a broad audience, and a proposed budget and itinerary.

Please forward your applications by July 19th to Susie Rance, CME, 78 Barrie Street, or e-mail: rances @post.queensu.ca.

Work Study Program Fall 2002 - Winter 2003

Are those odd little jobs just piling up in your office? Would you be just a little less overworked if you could hire someone to do all the stuff you just can't find the time to do yourself? Want to hire a student for \$2.50/hour? Well, Work Study has the solution!

The Work Study Program at Queen's University is designed to assist students, who can demonstrate financial need, find a part-time job on campus. Students must be registered in at least a 60% course load during the spring/summer sessions to be eligible to apply for the program.

Students who have been approved to work in the Work Study Program Fall 2002 Winter 2003 will begin looking for work as early as August 1, but we need jobs for them to do! If you have any type of job(s) for students during this time please get the word out to us! We are accepting job postings beginning July 29.

If you would like more information or would like to post a job, just visit our Website at http://careers.queensu.ca/Work_Study_Program/Index.htm.

Milestones

Queen's
15 Years - Marie Civin, Cancer Research Labs

KGH
10 years - Linda Oster
15 years - Connie Eddy, Iain Young
20 years - Jane Gordon

Grants'N'Such

The Grant supplement will no longer be included in paper form. It will only be available from the website listed below:

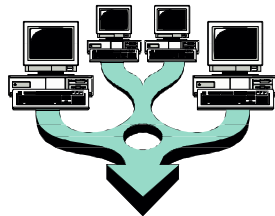
<http://www.path.queensu.ca/pathnews/grants.pdf>

If you spot a grant of interest, please print out **ONLY THAT PAGE** and not the entire document! Sometimes this file runs into 25 pages!

Richardson Research Seminars
Department of Pathology
Seminar Schedule 2001 - 2002
Tuesdays @ 4:00 p.m.
Richardson Amphitheater,
Richardson Laboratory

	Cancelled for Summer
--	----------------------

Network News



Software Upgrades

The next big upgrade will be the switch from **MS Windows NT4 operating system to MS Windows NT2000 Pro**, over the next few months. This is mainly due to Microsoft discontinuing support for the old operating system (which we have been using for about 5-6 years), the hospital switching over to it and the fact that we need USB port support more and more for various peripherals such as digital cameras, printers, scanners, etc. NT4 does not support the USB port at all.

To date we have about 10 workstations switched over, all with varying degrees of difficulties.

Enterprise Express Dictation System

Underwent a server side and client side software upgrade on the evening of Tuesday July 16th,

Squirrelmail webmail service on cliff and clinlabs was upgraded Tuesday July 16th from v1.2.6 to v1.2.7 and was only fixes of existing problems with no new features.

Richardson Labs Rewiring Project

Preliminary work moves ahead and areas needing new wall jacks have been identified. Construction to create a larger communication closet in Rich201 took place in the week of June 17-21 and the wiring crews are in.


Yellow stickers were placed on walls in the location of the new wall jacks last week (June 3-7). If you see one **DO NOT REMOVE IT!** They are needed to help the crews get the job done faster. Our building should be done in a few weeks.

LISImage

Date	#cases	#photos	Total Gb
2002 July 16	2311	10089	24%
2002 June 14	2284	9913	23%
2002 May 07	2224	9454	21%
2002 Apr 09	2138	8946	19%
2002 Mar 07	2064	8607	17%
2002 Feb 04		1984	8197 9.1
2002 Jan 02	1886	7706	7.4
2001 Sept 12	1529	5988	4.5

You can read more about the LISImage system at

<http://www.path.queensu.ca/queens/lisimage.htm>



"Whoa! Watch where that thing lands—we'll probably need it."



"Whoa! *That* was a good one! Try it, Hobbs — just poke his brain right where my finger is."